
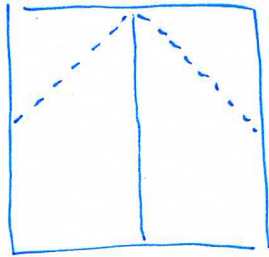


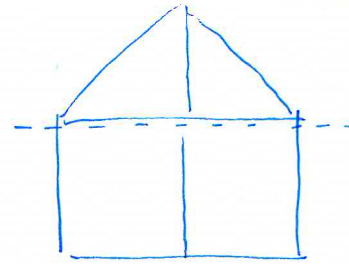
Fold in half



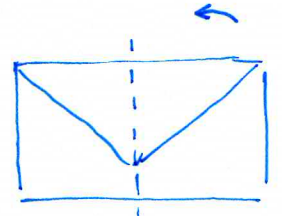
Open paper



Fold 2 corners to centre.




Fold point down



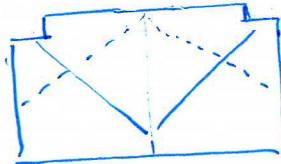
Fold paper in half



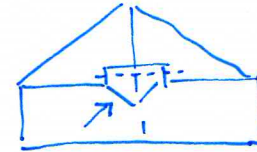
Cut or tear square from corner



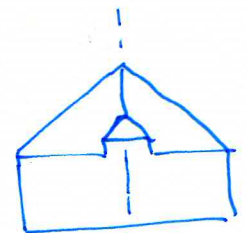
Open paper



Fold corners down to centre



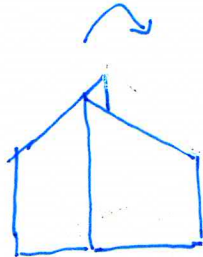
Fold original corner up through cut slot.



Fold paper in half



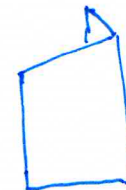
Fold half of paper along line to form wing



Turn paper over



Fold along line to form 2nd wing



Airplane is finished. Bend back wings a bit to create air-worthy vehicle.